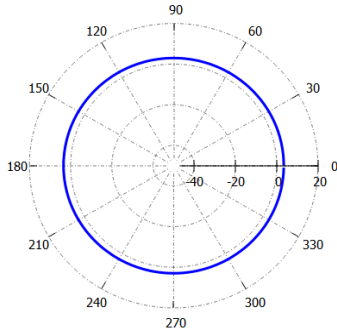


MOUNTING ON PALE

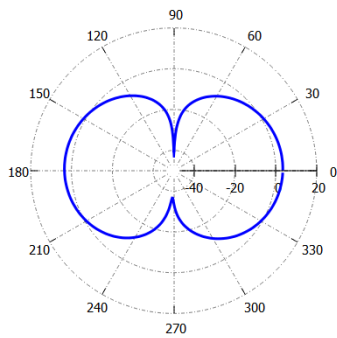
MOUNTING ON WALL

825 MHz

Farfield Directivity 825MHz - H-plane [dBi]

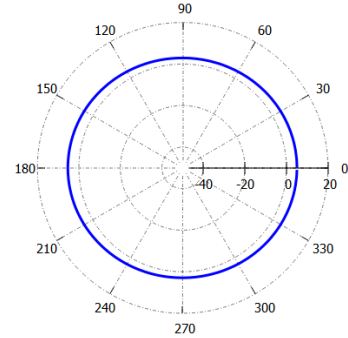


Farfield Directivity 825MHz - E-plane [dBi]

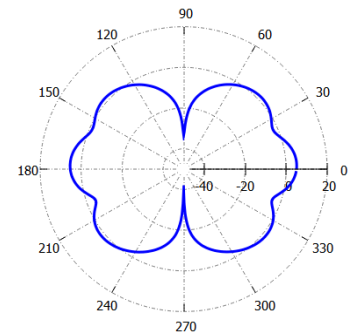


1940 MHz

Farfield Directivity 1940MHz - H-plane [dBi]

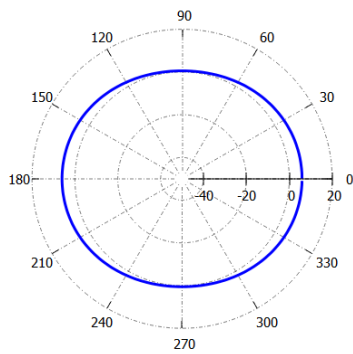


Farfield Directivity 1940MHz - E-plane [dBi]

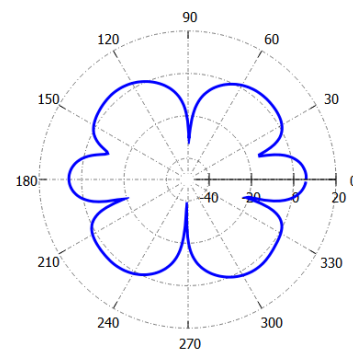


2590 MHz

Farfield Directivity 2590MHz - H-plane [dBi]

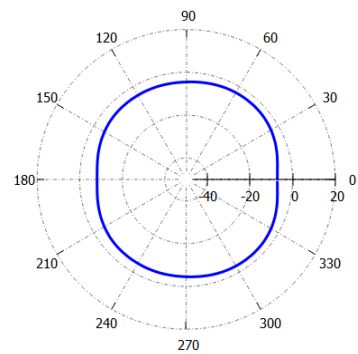


Farfield Directivity 2590MHz - E-plane [dBi]



3600 MHz

Farfield Directivity 3600MHz - H-plane [dBi]



Farfield Directivity 3600MHz - E-plane [dBi]

